

CERTIFICATE

2019

To the Clerk of Marion County, Kansas, State of Kansas
We, the undersigned, officers of
Marion County, Kansas

certify that: (1) the hearing mentioned in the attached publication was held;
(2) after the Budget Hearing this budget was duly approved and adopted as the
maximum expenditure for the various funds for the year 2019; and
(3) the Amount(s) of 2018 Ad Valorem Tax are within statutory limitations.

Table of Contents:	Page No.	2019 Adopted Budget		County Clerk's Use Only
		Budget Authority for Expenditures	Amount of 2018 Ad Valorem Tax	
Computation to Determine Limit for 2019	2			
Allocation of Vehicle Taxes	3			
Schedule of Transfers	4			
Statement of Indebtedness	5			
Statement of Lease-Purchases	6			
Fund	K.S.A.			
General	79-1946	6,359,607	3,379,681	
Debt Service	10-113			
Road & Bridge	68-5,101	6,920,925	3,329,797	
Ambulance	65-6113	1,510,729	721,631	
Appraisers Cost	19-436	402,563	312,620	
Aging	12-1680	166,657	111,751	
Election	25-2201	190,083	110,965	
Employee Benefits	12-16,102	1,874,386	1,577,267	
Health	65-204	339,899	97,372	
Noxious Weed	2-1318	163,776	89,283	
Park	79-1947	356,741	114,671	
Solid Waste	65-3410	53,086	47,383	
Special Bridge	68-1135	393,827	241,776	
Special R&B (68-1103)	68-1103			
Noxious Weed Cap Outlay	16	39,114		
Register of Deeds Tech	16	49,329		
Sheriff Drug	17	7,181		
Special Alcohol & Drug	17	11,083		
911 Combined 7/1/10	18	220,014		
Spec. Road Mach. & Equip	18	732,307		
Bond & Interest - Jail	19	296,383		
Capital Improvement	19	5,095,547		
Risk Management Reserve	20	438,460		
Transfer Station	20	1,203,116		
Lake Patrol	21	77,872		
County Clerk Tech Fund	21	11,368		
County Treasurer Tech Fund	22	19,388		
Radio Equip. Bond and Interest Fund	22			
Non-Budgeted Funds-A	23			
Non-Budgeted Funds-B	24			
Totals	XXXXXX	26,933,443	10,134,197	
Budget Summary	25			
Budget Summary2	26			
Neighborhood Revitalization Rebate	27			
				County Clerk's Use Only
				Nov 1, 2018 Total Assessed Valuation

Assisted by:
D. Scot Loyd, CPA, CGFM, CFE, CGMA
Jan Nolde, CPA, CFE, CGMA
Address:
Swindoll, Janzen, Hawk & Loyd, LLC
123 S. Main
McPherson, KS 67460
Email:
scot.loyd@sjhl.com
jannolde@sjhl.com

Tax Lid Limit (from Computation Tab) **10,134,197**
Does the County need to hold an election? **NO**

Debra R. Hawk
Randy S. Dalke

Attest: **Aug 20, 2018**
Janice R. Spencer
County Clerk

Governing Body

No assurance is provided.

Marion County, Kansas

CERTIFICATE (2)

Other County		2019 Proposed Budget			
		Page No.	Budget Authority for Expenditures	Amount of 2018 Ad Valorem Tax	November 1st Valuation
Special District Funds	K.S.A.				
Burns Cemetery	17-1330	28	8,864	1,654	
Claney Cemetery	17-1330	30	23,767	3,332	
College Hill Cemetery	17-1330	32	3,151	997	
French Creek Cemetery	17-1330	34	26,270	782	
Gard Cemetery	17-1330	36	4,874	1,027	
Grant Cemetery	17-1330	38	11,072	2,331	
Lewis Cemetery	17-1330	40	11,442	4,820	
Lincolntonville Cemetery	17-1330	42	10,240	7,809	
Lost Springs Cemetery	17-1330	44	7,278	2,215	
Pilsen Cemetery	17-1330	46	27,587	5,511	
Prairie Lawn Cemetery	17-1330	48	227,855	42,333	
Summit Cemetery	17-1330	50	14,546	2,916	
Tampa Community Cemetery	17-1330	52	30,629	8,255	
Whitewater Cemetery	17-1330	54	9,576	3,635	
Marion Co Fire #1-General	19-3610	56	112,283	42,744	
Marion Co Fire #1-Sp Equip	19-3610	57	28,253	-	
Marion Co Fire #1-Fire Relf	19-3610	58	0	-	
Marion Co Fire #2-General	19-3610	60	115,083	66,350	
Marion Co Fire #2-Sp Equip	19-3610	61	128,419	-	
Marion Co Fire #3-General	19-3610	63	105,782	31,767	
Marion Co Fire #3-Sp Equip	19-3610	64	1,521	-	
Marion Co Fire #3-Fire Relf	19-3610	65	0	-	
Marion Co Fire #4-General	19-3610	67	83,857	64,618	
Marion Co Fire #4-Sp Equip	19-3610	68	63,213	-	
Marion Co Fire #5-General	19-3610	70	68,677	54,934	
Marion Co Fire #5-Sp Equip	19-3610	71	39,930	-	
Marion Co Fire #6-General	19-3610	73	65,442	30,144	
Marion Co Fire #7-General	19-3610	75	54,787	25,477	
Marion Co Fire #7-Sp Equip	19-3610	76	20,500	-	
TOTALS		xxxxx	1,304,898	403,651	0.000

No assurance is provided.

Computation to Determine Limit for 2019

	Amount of Levy
1. Total tax levy amount in 2018 budget	+ \$ <u>9,715,466</u>
2. Other tax entity levy in 2018 budget	- \$ _____
Other tax entity levy in 2018 budget	- \$ _____
3. Net tax levy	\$ <u>9,715,466</u>

2019 Budget Percentage Adjustments

4. New improvements for 2018 :	+ <u>1,029,991</u>	
5. Increase in personal property for 2018 :		
5a. Personal property 2018	+ <u>4,505,129</u>	
5b. Personal property 2017	- <u>4,732,726</u>	
5c. Increase in personal property (5a minus 5b)	+ <u>0</u>	
	(Use Only if > 0)	
6. Valuation of property that has changed in use during 2018 :	+ <u>264,825</u>	
7. Expiration of property tax abatements	+ <u>0</u>	
8. Expiration of TIF, Rural Housing, and NR Districts (Incremental assessed value over base)	+ _____	
9. Total valuation adjustment (sum of 4, 5c, 6d, 7, 8 & 9)	<u>1,294,816</u>	
10. Total estimated valuation July 1, 2018	<u>136,510,832</u>	
11. Percentage adjustment factor - Line 10 / (Line 11 - Line 10))	<u>0.0096</u>	
12. Percentage adjustment increase (12 times 3)	+ \$ <u>93,034</u>	
13. Consumer Price Index for all urban consumers for calendar year 2017 (5 year average)	<u>1.40%</u>	
14. Consumer Price Index adjustment (Line 3 times Line 14)	\$ <u>136,017</u>	
15. Total Percentage Adjustments	\$ <u>229,051</u>	

No assurance is provided.

2019 Revenue Adjustments

16. Property tax revenues for debt service in 2019 budget:				+ <u>0</u>
Property tax revenues for debt service in 2018 budget:				- <u>0</u>
Increase property tax revenues spent on debt service				<u>0</u>
17. Property tax revenues spent for public building commission and lease payments in the 2019 budget:				+ [REDACTED]
(Obligations must have been incurred prior to July 1, 2016)				
(Do not include amounts already reported in debt service levy)				
Property tax revenues spent for public building commission and lease payments in the 2018 budget:				- [REDACTED]
Increase property tax revenues spent on public building commission and lease payments				<u>0</u>
18. Property tax revenues spent on special assessments in the 2019 budget:				+ [REDACTED]
(Do not include amounts already reported in debt service levy)				
19. Property tax revenues spent on court judgments or settlements and associated legal costs in the 2019 bud:				+ [REDACTED]
20. Property tax revenues spent on Federal or State mandates (effective after June 30, 2015)				+ [REDACTED]
and loss of funding from Federal sources after January 1, 2017 in the 2019 budget:				
21. Property tax revenues spent on expenses related to disaster or Federal Emergency in the 2019 budget:				+ [REDACTED]
22. Law enforcement expenses - 2019 budget:				+ [REDACTED]
Law enforcement expenses - 2018 budget:				- [REDACTED]
CPI adjustment	1.40%			<u>0</u>
Increased law enforcement expenses in 2019 budget:				+ <u>0</u>
(Do not include building construction or remodeling costs)				
23. Fire protection expenses - 2019 budget:				+ [REDACTED]
Fire protection expenses - 2018 budget:				- [REDACTED]
CPI adjustment	1.40%			<u>0</u>
Increased fire protection expense in 2019 budget:				+ <u>0</u>
(Do not include building construction or remodeling costs)				
24. Emergency medical expenses - 2019 budget:				+ [REDACTED]
Emergency medical expenses - 2018 budget:				- [REDACTED]
CPI adjustment	1.40%			<u>0</u>
Increased emergency medical expenses in 2019 budget:				+ <u>0</u>
(Do not include building construction or remodeling costs)				
25. Total Revenue Adjustments				<u>189,680</u>

No assurance is provided.

Levies on Behalf of Another Political or Governmental Subdivision

26. Other tax entity levy - 2019 budget:	+	
Other tax entity levy - 2019 budget:	+	
Other tax entity levy - 2019 budget:	+	
27. Total Levies on Behalf of Another Political or Governmental Subdivision	+	0
28. Total Computed Tax Levy		<u>10,134,197</u>

Other Tests - Property Tax Decline

Note - In order to use the test, there must be a decline in tax revenues in at least one of the years listed below.

2015 Tax Levy (Less Levy for other Governmental Units)		None
2016 Tax Levy (Less Levy for other Governmental Units)		None
2017 Tax Levy (Less Levy for other Governmental Units)		None
2018 Tax Levy (Less Levy for other Governmental Units)		None

Average Tax Levy (last three years)
 CPI Adjustment of 0.014
 Average Tax Levy Adjusted by CPI

2019 Total Tax Levy (Less Levy for Other Governmental Units)

Exemption from Election Requirement YES

Other Tests - Lost Valuation Test

Assessed Valuation Loss

2019 Tax Levy (Less Levy for other Governmental Units)

2018 Tax Levy (Less Levy for other Governmental Units)

Change in Levy 0

CPI Adjustment 136,017

2019 Mill Rate (Less Mills for other Governmental Units)

Loss of Assessed Valuation Multiplied by 2019 Mill Rate 0

Total Adjustment for Loss of Assessed Valuation 136,017

Exemption from Election Requirement Yes

No assurance is provided.

Marion County, Kansas

2019

Allocation of MV, RV, 16/20M, Commercial Vehicle, and Watercraft Tax Estimates

Budgeted Funds for 2018	Ad valorem Levy Tax Year 2017	Allocation for Year 2019				
		MVT	RVT	16/20M Veh	Comm Veh	Watercraft
General	2,991,611	261,565	4,882	19,611	13,945	2,558
Debt Service						
Road & Bridge	3,329,797	291,134	5,436	21,827	15,520	2,847
Ambulance	745,987	65,224	1,218	4,890	3,477	638
Appraisers Cost	286,481	25,048	468	1,878	1,335	245
Aging	89,311	7,809	146	585	416	76
Election	110,965	9,702	181	727	517	95
Employee Benefits	1,577,267	137,905	2,575	10,339	7,352	1,348
Health	97,372	8,514	159	638	454	83
Noxious Weed	89,283	7,806	146	585	416	76
Park	114,671	10,026	187	752	534	98
Solid Waste	40,945	3,580	67	268	191	35
Special Bridge	241,776	21,139	395	1,585	1,127	207
Special R&B (68-1103)						
TOTAL	9,715,466	849,452	15,860	63,685	45,284	8,306

County Treas Motor Vehicle Estimate 849,452

County Treas Recreational Vehicle Estimate 15,860

County Treas 16/20M Vehicle Estimate 63,685

County Treas Commercial Vehicle Tax Estimate 45,284

County Treas Watercraft Tax Estimate 8,306

Motor Vehicle Factor 0.08743

Recreational Vehicle Factor 0.00163

16/20M Vehicle Factor 0.00656

Commercial Vehicle Factor 0.00466

Watercraft Factor 0.00085

No assurance is provided.

Marion County, Kansas

2019

Schedule of Transfers

Expenditure Fund Transferred From:	Receipt Fund Transferred To:	Actual Amount for 2017	Current Amount for 2018	Proposed Amount for 2019	Transfers Authorized by Statute
General	Capital Improvement	1,126,944	1,156,221	1,228,599	KSA 19-120
Noxious Weed	Noxious Weed Cap Out	5,000	5,000	5,000	KSA 2-1318
Road & Bridge	Spec Road Mach & Equ	500,000	500,000	400,000	KSA 68-141g
Total		1,631,944	1,661,221	1,633,599	
Adjustments*					
Adjusted Totals		1,631,944	1,661,221	1,633,599	

**Note: Adjustments are required only if the transfer is being made in 2018 and/or 2019 from a non-budgeted fund.*

No assurance is provided.

Marion County, Kansas

2019

STATEMENT OF INDEBTEDNESS

Type of Debt	Date of Issue	Date of Retirement	Interest Rate %	Amount Issued	Beginning Amount Outstanding Jan 1, 2018	Date Due		Amount Due 2018		Amount Due 2019	
						Interest	Principal	Interest	Principal	Interest	Principal
General Obligation:											
Series 2012A - Jail	2/17/2012	12/1/2023	2-2.20	3,510,000	1,890,000	12/1	6/1	38,460	300,000	32,460	305,000
Series 2017A - Radios	12/14/2017	12/14/2024	3.38	202,000	202,000	12/14	12/14	6,818	26,065	5,938	26,944
Total G.O. Bonds					2,092,000			45,278	326,065	38,398	331,944
Revenue Bonds:											
None											
Total Revenue Bonds					0			0	0	0	0
Other:											
Trans Rev Loan Fd Tampa	4/1/2011	8/1/2020	3.91	1,684,650	643,682	2/1	8/1	26,777	205,966	18,209	214,534
Total Other					643,682			26,777	205,966	18,209	214,534
Total Indebtedness					2,735,682			72,055	532,031	56,607	546,478

No assurance is provided.

STATEMENT OF CONDITIONAL LEASE-PURCHASE AND CERTIFICATE OF PARTICIPATION*

Items Purchased	Contract Date	Term of Contract (Months)	Interest Rate %	Total Amount Financed (Beginning Principal)	Principal Balance On Jan 1, 2018	Payments Due 2018	Payments Due 2019
2015 International Dump Truck	Mar. 2014	60	1.96	131,000	53,954	27,784	27,784
(2) 2014 Volvo Graders	July. 2014	60	2.28	348,700	144,212	74,582	74,582
2014 Volvo Wheel Loader	Febr. 2015	36	2.35	174,500	106,411	106,411	0
Courthouse Window Project	Sept. 2016	60	2.24	390,000	315,417	83,319	83,319
2013 Caterpillar 120M2 Grader	Feb. 2017	48	3.20	142,500	142,500	38,520	38,520
2018 International Dump Truck	July. 2017	48	2.27	146,998	146,997	39,121	39,121
Mobile/Portable 800 Radios (distr)	Nov. 2017	24	0.00	389,518	389,518	171,916	217,602
				Totals	1,299,009	541,653	480,928

***If you are merely leasing/renting with no intent to purchase, do not list--such transactions are not lease-purchases.

No assurance is provided.

Marion County, Kansas

2019

FUND PAGE FOR FUNDS WITH A TAX LEVY

Adopted Budget General	Prior Year Actual for 2017	Current Year Estimate for 2018	Proposed Budget Year for 2019
Unencumbered Cash Balance Jan 1	1,960,942	1,716,334	1,515,285
Receipts:			
Ad Valorem Tax	3,117,061	2,991,611	XXXXXXXXXXXXXXXXXXXX
Delinquent Tax	45,461	44,000	35,000
Motor Vehicle Tax	320,638	277,684	261,565
Recreational Vehicle Tax	5,786	4,583	4,882
16/20M Vehicle Tax	24,275	20,466	19,611
Commercial Vehicle Tax	16,864	15,967	13,945
Watercraft Tax	3,464	2,996	2,558
Gross Earnings (Intangible) Tax	0	0	0
LAVTR	0	0	0
City and County Revenue Sharing	0	0	0
Local Alcoholic Liquor	148	120	120
Local Sales Tax	642,297	650,000	650,000
Federal Flood Control	0	400	400
Zoning Fees	7,000	65,000	3,500
County Officer Fees	86,383	100,000	60,000
Game License Fees	207	100	100
Judicial / Reimb.	25,486	20,000	20,000
Mortgage Reg. Fees	40,840	25,000	25,000
Interest & Penalty on Taxes	59,250	61,000	45,000
Special Auto Close-Out	29,239	65,000	35,000
Severance Tax	1,307	1,500	1,500
Motor Vehicle Sales Tax	779	0	0
Cable Franchise Fees	1,908	1,800	1,800
Federal Owned Land Ent. (PILT)	32,065	30,000	30,000
Antique Vehicle Tax	7,445	4,000	4,000
Drivers License Fees	4,950	5,000	5,000
Reimbursed Expense	62,826	60,000	60,000
Sheriff Dept. Fees	10,365	5,500	5,500
Environmental Fees	4,135	500	500
Vehicle Interest	913	0	0
Vehicle Rental Tax	128	0	0
Emerg. Mgmt. SLA Grant, FEMA Grant	17,328	15,118	5,000
Diversions	11,205	0	0
Bookig Fees	4,355	2,500	2,500
Oil & Gas Depletion	87,470	0	0
Income from Fire Districts - Radio Project	0	156,972	135,047
Sheriff Prisoner Fees	12,027	0	0
Bad Check Fund (010) county attorney	803	0	0
Heritage Trust Fund Fees Collected	8,083	0	0
Sale of Tax Credits	0	185,230	0
In Lieu of Taxes			
Interest on Idle Funds	129,301	100,000	60,000
Neighborhood Revitalization Rebate	-69,140	-60,652	-57,887
Miscellaneous	55,307	50,000	35,000
Does miscellaneous exceed 10% of Total R			
Total Receipts	4,807,959	4,901,395	1,464,641
Resources Available:	6,768,901	6,617,729	2,979,926

No assurance is provided.

Marion County, Kansas

2019

FUND PAGE - GENERAL

Adopted Budget

General

	Prior Year Actual for 2017	Current Year Estimate for 2018	Proposed Budget Year for 2019
Resources Available:	6,768,901	6,617,729	2,979,926
Expenditures:			
County Commission	64,595	60,574	66,074
County Clerk	182,399	184,625	188,625
County Treasurer	236,364	241,014	245,018
County Attorney	205,769	201,000	216,000
Register of Deeds	83,565	91,899	94,499
Sheriff	585,825	565,244	668,960
Jail	273,145	278,351	298,500
Communications (Dispatch)	353,370	351,086	367,200
Courthouse	743,679	536,830	628,330
Emergency Management	75,841	87,458	112,858
Judicial	153,002	181,909	199,584
Economic Development	69,444	165,000	165,000
Road & Bridge	1,410,375	1,435,283	1,475,577
Appropriation Funds	313,596	316,918	328,742
County Counselor	0	25,000	25,000
Plan/Zone/Environmental Health	110,189	107,749	144,012
County Administrator	0	0	97,500
Sales Tax Other 20% (130,000)	21,467	97,588	130,500
Subtotal	4,882,625	4,927,528	5,451,979
Multi-Purpose Building	167,240	0	0
Rural Opportunity Zone (ROZ) Student Lo	2,702	3,000	3,000
Ambulance Operations	0	0	60,000
Radio Project - TBS LS Prch - Districts	0	171,916	217,602
Transfer to Risk Management Fund	0	0	189,614
Cash Forward (2019 column)			437,412
Miscellaneous			
Does miscellaneous exceed 10% of Total F			
Total Expenditures	5,052,567	5,102,444	6,359,607
Unencumbered Cash Balance Dec 31	1,716,334	1,515,285	XXXXXXXXXXXXXXXXXXXX
2017/2018/2019 Budget Authority Amount	6,747,857	6,076,838	6,359,607
		Non-Appropriated Balance	
		Total Expenditure/Non-Appr Balance	6,359,607
		Tax Required	3,379,681
		Delinquent Comp Rate: 0.0%	0
		Amount of 2018 Ad Valorem Tax	3,379,681

No assurance is provided.

Marion County, Kansas

2019

FUND PAGE - GENERAL DETAIL

Adopted Budget General Fund - Detail Expenditures	Prior Year Actual for 2017	Current Year Estimate for 2018	Proposed Budget Year for 2019
Expenditures:			
County Commission			
Salaries	54,738	55,374	55,374
Contractual	9,246	5,000	10,000
Commodities	611	200	200
Capital Outlay	0	0	500
Total	64,595	60,574	66,074
County Clerk			
Salaries	167,337	173,125	173,125
Contractual	8,307	8,000	8,000
Commodities	4,241	3,500	3,500
Capital Outlay	2,514	0	4,000
Total	182,399	184,625	188,625
County Treasurer			
Salaries	200,288	204,014	204,018
Contractual	34,786	33,000	33,000
Commodities	1,290	4,000	4,000
Capital Outlay	0	0	4,000
Total	236,364	241,014	245,018
County Attorney			
Salaries	122,335	133,500	133,500
Contractual	60,833	50,000	60,000
Commodities	3,977	4,000	4,000
Capital Outlay	2,896	0	5,000
Juvenile Detention Costs	15,728	13,500	13,500
Total	205,769	201,000	216,000
Register of Deeds			
Salaries	80,124	87,899	87,899
Contractual	1,426	2,000	2,000
Commodities	2,015	2,000	2,500
Capital Outlay	0	0	2,100
Total	83,565	91,899	94,499
Sheriff			
Salaries	434,220	460,944	472,000
Contractual	51,563	42,300	45,760
Commodities	51,897	57,000	59,200
Capital Outlay	20,629	5,000	32,000
Sheriff Vehicle	27,516	0	60,000
Total	585,825	565,244	668,960
Jail			
Salaries	166,024	164,851	170,000
Contractual	74,707	72,500	87,000
Commodities	30,869	41,000	39,000
Capital Outlay	1,545	0	2,500
Total	273,145	278,351	298,500
Communications (Dispatch)			
Salaries	334,045	334,086	350,000
Contractual	9,114	11,000	11,200
Commodities	2,432	3,000	3,000
Capital Outlay	7,779	3,000	3,000
Total	353,370	351,086	367,200
Total - Page 7b	1,985,032	1,973,793	2,144,876

No assurance is provided.

Marion County, Kansas

2019

FUND PAGE - GENERAL

Adopted Budget General Fund - Detail Expend	Prior Year Actual for 2017	Current Year Estimate for 2018	Proposed Budget Year for 2019
Expenditures:			
Courthouse			
Salaries	43,877	52,950	52,950
Contractual	362,416	310,000	350,000
Commodities	18,341	25,000	23,000
Capital Outlay	0	0	1,500
Lease Purchase Postage Machine	5,745	4,416	4,416
Diversion	8,213	0	0
Computer Oper & Equip	26,029	50,000	50,000
Marion Co. Employee Fund	362	0	0
Other	26,028	0	0
Heritage Trust Fund	8,231	8,000	8,000
Community Corrections	3,259	3,145	3,145
AS400 & Tean	0	0	50,000
Window Project	157,859	0	0
Lease Purchase Pymt. - Window Project	83,319	83,319	83,319
Total	743,679	536,830	628,330
Emergency Management			
Salaries	45,678	48,458	48,458
Contractual	10,032	12,000	18,200
Commodities	5,873	12,000	12,000
Capital Outlay	0	0	5,000
Vehicle Replacement (\$35,000)	0	0	25,000
EMPG Grant	14,258	15,000	4,200
Total	75,841	87,458	112,858
Judicial			
Contractual	127,482	164,309	166,884
Commodities	6,797	15,600	13,100
Capital Outlay	17,004	0	17,600
Other	1,719	2,000	2,000
Total	153,002	181,909	199,584
Economic Development			
Salaries	25,950	0	0
Contractual	32,456	165,000	165,000
Commodities	1,131	0	0
Capital Outlay	1,254	0	0
Marketing	8,653	0	0
Vehicle	0	0	0
Total	69,444	165,000	165,000
Road & Bridge			
Sales Tax - 80% portion - Road Repair	283,431	279,062	246,978
Transfer to Cap Imp - 7 Mills	876,512	899,283	955,377
Sales Tax - 80% portion - Tfr 2 Mills to Cap Imp	250,432	256,938	273,022
Total	1,410,375	1,435,283	1,475,377
Appropriation Funds			
Special Fair	16,700	16,700	16,700
Extension Council	138,106	141,428	149,042
Soil Conservation	28,790	28,790	33,000
Mental Health (Prairie View)	65,000	65,000	65,000
Mentally Handicapped (CDDO)	65,000	65,000	65,000
Total	313,596	316,918	328,742
County Counselor			
Contractual	0	25,000	25,000
Total	0	25,000	25,000
Plan/Zone/Environmental Health			
Salaries	68,735	73,233	81,422
Contractual	38,359	30,966	34,040
Commodities	2,851	3,550	3,050
Capital Outlay	244	0	3,000
Vehicle Replacement (25,000)	0	0	22,500
Total	110,189	107,749	144,012
County Administrator			
Salaries	0	0	80,000
Contractual	0	0	12,000
Commodities	0	0	3,000
Capital Outlay	0	0	2,500
Total	0	0	97,500
Sales Tax Other 20% (130,000)			
Pictometry	0	35,088	35,088
Radio Project - USDA Loan Pymt	0	34,000	34,000
SADVC/SafeHope Allocation	2,500	2,500	2,500
Marion County Food Bank Allocation	6,000	6,000	6,000
FACT Allocation	6,000	6,000	6,000
KS Legal Services Allocation	4,500	4,000	4,500
Other	2,467	10,000	42,412
Total	21,467	97,588	130,500
Total - Page 7c	2,897,593	2,953,735	3,307,103

Total - Page 7c
No assurance is provided.

Page 7c

Total - Page 7b	1,985,032	1,973,793	2,144,876
Total - Page 7c	2,897,593	2,953,735	3,307,103
Total Detail Expenditures**	4,882,625	4,927,528	5,451,979

** Note: The Total Detail Expenditures amount should agree to the General Subtotal amounts.
No assurance is provided.

Page 7c

FUND PAGE FOR FUNDS WITH A TAX LEVY

Adopted Budget Debt Service	Prior Year Actual for 2017	Current Year Estimate for 2018	Proposed Budget Year for 2019
Unencumbered Cash Balance Jan 1	0	0	0
Receipts:			
Ad Valorem Tax		0	XXXXXXXXXXXXXXXXXXXX
Delinquent Tax			
Motor Vehicle Tax			
Recreational Vehicle Tax			
16/20M Vehicle Tax			
Commercial Vehicle Tax			
Watercraft Tax			
In Lieu of Tax (IRB)			
Interest on Idle Funds			
Neighborhood Revitalization Rebate			0
Miscellaneous			
Does miscellaneous exceed 10% of Total R			
Total Receipts	0	0	0
Resources Available:	0	0	0
Expenditures:			
Cash Basis Reserve (2019 column)			
Miscellaneous			
Does miscellaneous exceed 10% of Total E			
Total Expenditures	0	0	0
Unencumbered Cash Balance Dec 31	0	0	XXXXXXXXXXXXXXXXXXXX
2017/2018/2019 Budget Authority Amoun	73	0	0
	Non-Appropriated Balance		
	Total Expenditure/Non-Appr Balance		
	Tax Required		
	Delinquent Comp Rate: 0.0%		
	Amount of 2018 Ad Valorem Tax		

No assurance is provided.

FUND PAGE FOR FUNDS WITH A TAX LEVY

Adopted Budget Road & Bridge	Prior Year Actual for 2017	Current Year Estimate for 2018	Proposed Budget Year for 2019
Unencumbered Cash Balance Jan 1	3,079,354	2,690,161	2,550,506
Receipts:			
Ad Valorem Tax	3,192,703	3,329,797	XXXXXXXXXXXXXXXXXXXX
Delinquent Tax	40,176	40,000	40,000
Motor Vehicle Tax	269,800	284,415	291,134
Recreational Vehicle Tax	4,867	4,694	5,436
16/20M Vehicle Tax	20,665	20,960	21,827
Commercial Vehicle Tax	14,147	16,356	15,520
Watercraft Tax	2,915	3,069	2,847
Federal Flood Control	0	250	250
State Fuel Tax-City/Co.	654,479	648,280	650,640
Reimbursed Expense	15,966	15,000	15,000
Fuel Reimbursement	63,863	55,000	55,000
FEMA Reimbursement	13,392	0	0
Federal Exchange - Local Projects	133,171	130,000	0
Federal Reimbursement - EWP on 190th	79,821	0	0
Interest on Idle Funds			
Neighborhood Revitalization Rebate	-70,817	-66,167	-57,032
Miscellaneous			
Does miscellaneous exceed 10% of Total F			
Total Receipts	4,435,148	4,481,654	1,040,622
Resources Available:	7,514,502	7,171,815	3,591,128

No assurance is provided.

Marion County, Kansas

FUND PAGE - ROAD DETAIL

Adopted Budget Road & Bridge Fund	Prior Year Actual for 2017	Current Year Estimate for 2018	Proposed Budget Year for 2019
Expenditures:			
Administration			
Salaries	180,036	193,148	199,308
Contractual	98,132	120,000	140,000
Commodities	2,478	2,500	3,000
Capital Outlay	5,660	1,000	7,500
Total	286,306	316,648	349,808
Blacktop Roads			
Salaries	160,448	175,000	198,332
Contractual	23,761	0	0
Commodities	799,457	400,000	950,000
Blacktop Projects	765,470	500,000	1,000,000
KDOT Tampa Road Payment	232,743	232,743	232,743
Total	1,981,879	1,307,743	2,381,075
Gravel Roads			
Salaries	520,278	545,000	520,688
Contractual	11,611	20,200	0
Commodities	510,196	800,000	750,000
Gravel Projects	146,434	200,000	200,000
Total	1,188,519	1,565,200	1,470,688
Bridge Const 80/20			
Commodities	50,900	40,000	350,000
Total	50,900	40,000	350,000
Maintenance Shop			
Salaries	138,594	148,718	149,228
Contractual	82,183	75,000	75,000
Commodities	225,759	250,000	275,000
Road Signs	36,169	68,000	60,000
Fuel	334,032	350,000	520,000
Total	816,737	891,718	1,079,228
Transfers			
Trsf to Spec. Road Mach. & Equip.	500,000	500,000	400,000
Total	500,000	500,000	400,000
Total Detail Expenditures**	4,824,341	4,621,309	6,030,799

** Note: The Total Detail Expenditures amounts should agree to Road Subtotal amounts.

No assurance is provided.

Marion County, Kansas

2019

FUND PAGE FOR FUNDS WITH A TAX LEVY

Adopted Budget	Prior Year	Current Year	Proposed Budget
Ambulance	Actual for 2017	Estimate for 2018	Year for 2019
Unencumbered Cash Balance Jan 1	162,361	285,891	219,891
Receipts:			
Ad Valorem Tax	443,754	745,987	xxxxxxxxxxxxxxxxxxxx
Delinquent Tax	1,037	470	470
Motor Vehicle Tax	6,688	39,528	65,224
Recreational Vehicle Tax	121	652	1,218
16/20 M Vehicle Tax	445	2,913	4,890
Commercial Vehicle Tax	363	2,273	3,477
Watercraft Tax	74	427	638
Service Fee	519,542	500,000	500,000
Reimbursed Expenses	3,506	2,500	2,500
Donations	5,705	3,150	3,150
EMT Class Grant	3,450	0	0
Interest on Idle Funds			
Neighborhood Revitalization Rebate	-9,842	-15,124	-12,360
Miscellaneous			
Does miscellaneous exceed 10% of Total R			
Total Receipts	974,843	1,282,776	569,207
Resources Available:	1,137,204	1,568,667	789,098
Expenditures:			
Salaries	636,671	897,576	991,484
Contractual	103,936	99,200	99,200
Commodities	76,869	76,000	76,000
Capital Outlay	21,027	34,000	34,000
Training	9,901	10,000	10,000
Ambulance Replacement (\$180,000)	0	180,000	60,000
Rescue Services	0	52,000	26,000
Crew Expenses	2,909	0	0
Cash Forward (2019 column)			214,045
Miscellaneous			
Does miscellaneous exceed 10% of Total E			
Total Expenditures	851,313	1,348,776	1,510,729
Unencumbered Cash Balance Dec 31	285,891	219,891	xxxxxxxxxxxxxxxxxxxx
2017/2018/2019 Budget Authority Amount	1,309,132	1,322,776	1,510,729
		Non-Appropriated Balance	
See Tab C		Total Expenditure/Non-Appr Balance	1,510,729
		Tax Required	721,631
		Delinquent Comp Rate:	0.0%
		Amount of 2018 Ad Valorem Tax	721,631

Adopted Budget	Prior Year	Current Year	Proposed Budget
Appraisers Cost	Actual for 2017	Estimate for 2018	Year for 2019
Unencumbered Cash Balance Jan 1	95,762	104,689	65,624
Receipts:			
Ad Valorem Tax	280,477	286,481	xxxxxxxxxxxxxxxxxxxx
Delinquent Tax	4,492	700	700
Motor Vehicle Tax	29,226	24,987	25,048
Recreational Vehicle Tax	527	412	468
16/20 M Vehicle Tax	2,306	1,841	1,878
Commercial Vehicle Tax	1,521	1,437	1,335
Watercraft Tax	313	270	245
Reimbursed Expense	5,986	0	0
Interest on Idle Funds			
Neighborhood Revitalization Rebate	-6,221	-5,693	-5,355
Miscellaneous			
Does miscellaneous exceed 10% of Total R			
Total Receipts	318,627	310,435	24,319
Resources Available:	414,389	415,124	89,943
Expenditures:			
Salaries	229,985	250,000	265,844
Contractual	76,133	80,000	80,950
Commodities	3,582	8,000	7,000
Capital Outlay	0	7,500	14,000
Capital Outlay New CAMA	0	2,000	1,500
Digital Mapping Expense	0	2,000	2,000
Cash Forward (2019 column)			31,269
Miscellaneous			
Does miscellaneous exceed 10% of Total E			
Total Expenditures	309,700	349,500	402,563
Unencumbered Cash Balance Dec 31	104,689	65,624	xxxxxxxxxxxxxxxxxxxx
2017/2018/2019 Budget Authority Amount	383,033	383,166	402,563
		Non-Appropriated Balance	
		Total Expenditure/Non-Appr Balance	402,563
		Tax Required	312,620
		Delinquent Comp Rate:	0.0%
		Amount of 2018 Ad Valorem Tax	312,620

No assurance is provided.

Marion County, Kansas

2019

FUND PAGE FOR FUNDS WITH A TAX LEVY

Adopted Budget	Prior Year	Current Year	Proposed Budget
Actual for 2017	Actual for 2017	Estimate for 2018	Year for 2019
Agling			
Unencumbered Cash Balance Jan 1	43,816	54,907	47,488
Receipts:			
Ad Valorem Tax	92,469	89,311	XXXXXXXXXXXXXXXXXXXX
Delinquent Tax	1,026	300	300
Motor Vehicle Tax	6,283	8,236	7,809
Recreational Vehicle Tax	113	136	146
16/20 M Vehicle Tax	481	607	585
Commercial Vehicle Tax	329	474	416
Watercraft Tax	68	89	76
Reimbursed Expense	855	0	0
Interest on Idle Funds			
Neighborhood Revitalization Rebate	-2,051	-1,775	-1,914
Miscellaneous			
Does miscellaneous exceed 10% of Total R			
Total Receipts	99,573	97,378	7,418
Resources Available:	143,389	152,285	54,906
Expenditures:			
Salaries	51,513	52,376	52,253
Contractual	22,627	22,650	24,000
Commodities	1,918	4,800	5,400
Local Match Senior Care	2,028	2,590	2,799
NCFHAAA	0	4,551	4,550
NCFHAAA Insurance	10,396	15,830	15,824
Vehicle Replacement (38,000)	0	0	38,000
Capital Outlay	0	2,000	2,000
Cash Forward (2019 column)			21,831
Miscellaneous			
Does miscellaneous exceed 10% of Total R			
Total Expenditures	88,482	104,197	166,657
Unencumbered Cash Balance Dec 31	54,907	47,488	XXXXXXXXXXXXXXXXXXXX
2017/2018/2019 Budget Authority Amount	134,859	147,297	166,657
		Non-Appropriated Balance	
		Total Expenditure/Non-Appr Balance	166,657
		Tax Required	111,751
		Delinquent Comp Rate:	0.0%
		Amount of 2018 Ad Valorem Tax	111,751

Adopted Budget	Prior Year	Current Year	Proposed Budget
Actual for 2017	Actual for 2017	Estimate for 2018	Year for 2019
Election			
Unencumbered Cash Balance Jan 1	20,458	71,491	69,397
Receipts:			
Ad Valorem Tax	106,893	110,965	XXXXXXXXXXXXXXXXXXXX
Delinquent Tax	890	400	400
Motor Vehicle Tax	7,797	9,518	9,702
Recreational Vehicle Tax	142	157	181
16/20 M Vehicle Tax	372	701	727
Commercial Vehicle Tax	449	547	517
Watercraft Tax	90	103	95
Reimbursed Expense	59	0	0
Interest on Idle Funds			
Neighborhood Revitalization Rebate	-2,371	-2,205	-1,901
Miscellaneous			
Does miscellaneous exceed 10% of Total R			
Total Receipts	114,321	120,186	9,721
Resources Available:	134,779	191,677	79,118
Expenditures:			
Salaries	31,747	37,280	37,266
Contractual	30,077	40,000	60,000
Commodities	316	3,000	3,000
Capital Outlay	1,148	1,000	37,663
Voting Equipment	0	41,000	41,000
Cash Forward (2019 column)			11,154
Miscellaneous			
Does miscellaneous exceed 10% of Total R			
Total Expenditures	63,288	122,280	190,083
Unencumbered Cash Balance Dec 31	71,491	69,397	XXXXXXXXXXXXXXXXXXXX
2017/2018/2019 Budget Authority Amount	144,332	183,280	190,083
		Non-Appropriated Balance	
		Total Expenditure/Non-Appr Balance	190,083
		Tax Required	110,965
		Delinquent Comp Rate:	0.0%
		Amount of 2018 Ad Valorem Tax	110,965

No assurance is provided.

Marion County, Kansas

2019

FUND PAGE FOR FUNDS WITH A TAX LEVY

Adopted Budget	Prior Year	Current Year	Proposed Budget
Employee Benefits	Actual for 2017	Estimate for 2018	Year for 2019
Unencumbered Cash Balance Jan 1	212,316	112,316	147,615
Receipts:			
Ad Valorem Tax	1,346,584	1,577,267	1,577,267
Delinquent Tax	16,786	17,000	17,000
Motor Vehicle Tax	98,703	119,959	137,905
Recreational Vehicle Tax	1,780	1,980	2,575
16/20 M Vehicle Tax	7,560	8,841	10,339
Commercial Vehicle Tax	5,176	6,899	7,352
Watercraft Tax	1,070	1,295	1,348
Reimbursed Expense	28,730	0	0
Interest on Idle Funds			
Neighborhood Revitalization Rebate	-29,868	-31,342	-27,015
Miscellaneous			
Does miscellaneous exceed 10% of Total R			
Total Receipts	1,476,521	1,701,899	149,504
Resources Available:	1,688,837	1,814,215	297,119
Expenditures:			
Social Security	305,043	325,000	350,000
KPERs	338,254	365,000	385,000
Workers Compensation	12,540	25,000	27,500
Unemployment Insurance	87,813	90,000	99,000
Medical/Life Insurance Premium	808,683	840,000	885,000
Medical Flex Spending	16,678	15,000	16,500
Dependent Care Flex Spending	5,725	4,800	5,280
EAP	1,785	1,800	1,980
Cash Forward (2019 column)			104,126
Miscellaneous			
Does miscellaneous exceed 10% of Total E			
Total Expenditures	1,576,521	1,666,600	1,874,386
Unencumbered Cash Balance Dec 31	112,316	147,615	147,615
2017/2018/2019 Budget Authority Amount	1,658,670	1,768,600	1,874,386
Non-Appropriated Balance			
Total Expenditure/Non-Appr Balance			1,874,386
			Tax Required
			1,577,267
			0
Delinquent Comp Rate:	0.0%		0
Amount of 2018 Ad Valorem Tax			1,577,267

Adopted Budget	Prior Year	Current Year	Proposed Budget
Health	Actual for 2017	Estimate for 2018	Year for 2019
Unencumbered Cash Balance Jan 1	216,981	182,119	122,999
Receipts:			
Ad Valorem Tax	93,945	97,372	97,372
Delinquent Tax	1,395	300	300
Motor Vehicle Tax	8,909	8,373	8,514
Recreational Vehicle Tax	161	138	159
16/20 M Vehicle Tax	683	617	638
Commercial Vehicle Tax	467	482	454
Watercraft Tax	96	90	83
Child Care	5,955	6,806	6,806
Child Health	390	0	0
WIC	36,733	32,600	32,600
Service Fees	50,009	40,000	40,000
GHS - State Formula Grant	8,260	8,312	8,312
Special Ed/School Contract	6,020	5,566	5,566
Bioterrorism Grant (PHEP)	23,025	15,346	15,346
IAP Grant	2,478	2,418	2,418
Education Grant	1,000	0	0
Interest on Idle Funds			
Neighborhood Revitalization Rebate	-2,084	-1,935	-1,668
Miscellaneous			
Does miscellaneous exceed 10% of Total R			
Total Receipts	237,442	216,485	119,528
Resources Available:	454,423	398,604	242,527
Expenditures:			
WIC	9,579	7,000	6,894
Bioterrorism Grant (PHEP)	14,446	15,500	15,177
Salaries	177,144	170,000	170,000
Contractual	64,605	71,105	72,593
Commodities	4,330	8,500	7,250
Capital Outlay	2,200	3,500	18,747
Cash Forward (2019 column)			49,238
Miscellaneous			
Does miscellaneous exceed 10% of Total E			
Total Expenditures	272,304	275,605	339,899
Unencumbered Cash Balance Dec 31	182,119	122,999	122,999
2017/2018/2019 Budget Authority Amount	435,132	382,704	339,899
Non-Appropriated Balance			
Total Expenditure/Non-Appr Balance			339,899
			Tax Required
			97,372
			0
Delinquent Comp Rate:	0.0%		0
Amount of 2018 Ad Valorem Tax			97,372

No insurance is provided.

Marion County, Kansas

2019

FUND PAGE FOR FUNDS WITH A TAX LEVY

Adopted Budget	Prior Year	Current Year	Proposed Budget
Noxious Weed	Actual for 2017	Estimate for 2018	Year for 2019
Unencumbered Cash Balance Jan 1	11,458	39,048	26,063
Receipts:			
Ad Valorem Tax	101,840	89,283	xxxxxxxxxxxxxxxxxxxx
Delinquent Tax	937	930	930
Motor Vehicle Tax	5,813	9,070	7,806
Recreational Vehicle Tax	105	150	146
16/20 M Vehicle Tax	446	668	583
Commercial Vehicle Tax	305	522	416
Watercraft Tax	63	98	76
Chemical Sales and Fees	43,650	40,000	40,000
Interest on Idle Funds			
Neighborhood Revitalization Rebate	-2,259	-1,774	-1,529
Miscellaneous			
Does miscellaneous exceed 10% of Total			
Total Receipts	150,900	138,947	48,430
Resources Available:	162,358	177,995	74,493
Expenditures:			
Salaries	43,672	51,081	51,081
Contractual	19,981	12,000	12,000
Commodities	54,438	80,000	80,000
Capital Outlay	219	3,851	3,323
Transfer to Nox Weed Cap Outlay Fund	5,000	5,000	5,000
Cash Forward (2019 column)			10,372
Miscellaneous			
Does miscellaneous exceed 10% of Total			
Total Expenditures	123,310	151,932	163,776
Unencumbered Cash Balance Dec 31	39,048	26,063	xxxxxxxxxxxxxxxxxxxx
2017/2018/2019 Budget Authority Amount	146,021	151,932	163,776
Non-Appropriated Balance			
Total Expenditure/Non-Appr Balance			163,776
Tax Required			89,283
Delinquent Comp Rate: 0.0%			0
Amount of 2018 Ad Valorem Tax			89,283

Adopted Budget	Prior Year	Current Year	Proposed Budget
Park	Actual for 2017	Estimate for 2018	Year for 2019
Unencumbered Cash Balance Jan 1	148,749	152,013	103,360
Receipts:			
Ad Valorem Tax	110,216	114,671	xxxxxxxxxxxxxxxxxxxx
Delinquent Tax	1,481	250	250
Motor Vehicle Tax	12,675	9,821	10,026
Recreational Vehicle Tax	230	162	187
16/20 M Vehicle Tax	690	724	752
Commercial Vehicle Tax	715	565	534
Watercraft Tax	144	106	98
Local Alcoholic Liquor	148	150	150
County Permits	100,709	100,000	100,000
Reimbursed Expense	753	500	500
St of KS Fishing Fees	25,177	25,177	25,177
Trees/Memorial Donations	8,609	3,000	3,000
Interest on Idle Funds			
Neighborhood Revitalization Rebate	-2,445	-2,279	-1,964
Miscellaneous	355	0	0
Does miscellaneous exceed 10% of Total			
Total Receipts	259,457	252,847	138,710
Resources Available:	408,206	404,860	242,070
Expenditures:			
Salaries	89,787	96,000	104,922
Contractual	123,452	100,000	110,000
Commodities	16,109	15,300	15,500
Capital Outlay	26,345	27,000	38,468
Trees / Memorials	500	3,000	6,000
Electrical/Water Upgrade	0	60,000	50,000
Cash Forward (2019 column)			31,851
Miscellaneous			
Does miscellaneous exceed 10% of Total			
Total Expenditures	256,193	301,500	356,741
Unencumbered Cash Balance Dec 31	152,013	103,360	xxxxxxxxxxxxxxxxxxxx
2017/2018/2019 Budget Authority Amount	356,317	426,650	356,741
Non-Appropriated Balance			
Total Expenditure/Non-Appr Balance			356,741
Tax Required			114,671
Delinquent Comp Rate: 0.0%			0
Amount of 2018 Ad Valorem Tax			114,671

No assurance is provided.

Marion County, Kansas

2019

FUND PAGE FOR FUNDS WITH A TAX LEVY

Adopted Budget Solid Waste	Prior Year Actual for 2017	Current Year Estimate for 2018	Proposed Budget Year for 2019
Unencumbered Cash Balance Jan 1	8,390	2,065	2,374
Receipts:			
Ad Valorem Tax	25,025	40,945	xxxxxx
Delinquent Tax	601	0	0
Motor Vehicle Tax	4,303	2,223	3,580
Recreational Vehicle Tax	78	37	67
16/20 M Vehicle Tax	329	164	268
Commercial Vehicle Tax	226	128	191
Watercraft Tax	46	24	35
Interest on Idle Funds			
Neighborhood Revitalization Rebate	-555	-814	-812
Miscellaneous	400		
Does miscellaneous exceed 10% of Total R			
Total Receipts	30,453	42,709	3,329
Resources Available:	38,843	44,774	5,703
Expenditures:			
Household Hazardous Waste Salaries	22,811	22,000	22,000
HHW Contractual	9,844	15,000	17,000
HHW Commodities	661	1,200	1,200
HHW Capital Outlay	0	0	5,687
Solid Waste Contractual Services	3,462	4,200	4,200
Cash Forward (2019 column)			2,999
Miscellaneous			
Does miscellaneous exceed 10% of Total E			
Total Expenditures	36,778	42,400	53,086
Unencumbered Cash Balance Dec 31	2,065	2,374	xxxxxx
2017/2018/2019 Budget Authority Amount	44,881	42,900	53,086
Non-Appropriated Balance			
			Total Expenditure/Non-Appr Balance
			53,086
			Tax Required
			47,383
			Delinquent Comp Rate: 0.0%
			0
			Amount of 2018 Ad Valorem Tax
			47,383

Special Bridge	Prior Year Actual for 2017	Current Year Estimate for 2018	Proposed Budget Year for 2019
Unencumbered Cash Balance Jan 1	222,384	190,161	125,339
Receipts:			
Ad Valorem Tax	227,959	241,776	xxxxxx
Delinquent Tax	3,136	1,400	1,400
Motor Vehicle Tax	21,647	20,305	21,139
Recreational Vehicle Tax	390	335	395
16/20 M Vehicle Tax	1,658	1,496	1,585
Commercial Vehicle Tax	1,135	1,168	1,127
Watercraft Tax	234	219	207
Reimbursed Expenses	5,884	5,000	5,000
Interest on Idle Funds			
Neighborhood Revitalization Rebate	-5,056	-4,804	-4,141
Miscellaneous			
Does miscellaneous exceed 10% of Total R			
Total Receipts	256,987	266,895	26,712
Resources Available:	479,371	457,056	152,051
Expenditures:			
Salaries	148,508	161,717	161,717
Contractual	20	0	0
Commodities	140,682	170,000	207,749
Cash Forward (2019 column)			24,361
Miscellaneous			
Does miscellaneous exceed 10% of Total E			
Total Expenditures	289,210	331,717	393,827
Unencumbered Cash Balance Dec 31	190,161	125,339	xxxxxx
2017/2018/2019 Budget Authority Amount	455,627	415,367	393,827
Non-Appropriated Balance			
			Total Expenditure/Non-Appr Balance
			393,827
			Tax Required
			241,776
			Delinquent Comp Rate: 0.0%
			0
			Amount of 2018 Ad Valorem Tax
			241,776

No assurance is provided.

Marion County, Kansas

2019

FUND PAGE FOR FUNDS WITH A TAX LEVY

Adopted Budget Special R&B (68-1103)	Prior Year Actual for 2017	Current Year Estimate for 2018	Proposed Budget Year for 2019
Unencumbered Cash Balance Jan 1	0	0	0
Receipts:			
Ad Valorem Tax	0	0	XXXXXXXXXXXXXXXXXXXX
Delinquent Tax	0		
Motor Vehicle Tax	0		
Recreational Vehicle Tax			
16/20 M Vehicle Tax	0		
Commercial Vehicle Tax	0		
Watercraft Tax	0		
Interest on Idle Funds			
Neighborhood Revitalization Rebate			0
Miscellaneous			
Does miscellaneous exceed 10% of Total R			
Total Receipts	0	0	0
Resources Available:	0	0	0
Expenditures:			
Cash Forward (2019 column)			
Miscellaneous			
Does miscellaneous exceed 10% of Total R			
Total Expenditures	0	0	0
Unencumbered Cash Balance Dec 31	0	0	XXXXXXXXXXXXXXXXXXXX
2017/2018/2019 Budget Authority Amount	0	0	0
		Non-Appropriated Balance	
		Total Expenditure/Non-Appr Balance	0
		Tax Required	0
	Delinquent Comp Rate:	0.0%	0
	Amount of 2018 Ad Valorem Tax		0

Adopted Budget 0	Prior Year Actual for 2017	Current Year Estimate for 2018	Proposed Budget Year for 2019
Unencumbered Cash Balance Jan 1		0	0
Receipts:			
Ad Valorem Tax		0	XXXXXXXXXXXXXXXXXXXX
Delinquent Tax			
Motor Vehicle Tax			
Recreational Vehicle Tax			
16/20 M Vehicle Tax			
Commercial Vehicle Tax			
Watercraft Tax			
Interest on Idle Funds			
Neighborhood Revitalization Rebate			0
Miscellaneous			
Does miscellaneous exceed 10% of Total R			
Total Receipts	0	0	0
Resources Available:	0	0	0
Expenditures:			
Cash Forward (2019 column)			
Miscellaneous			
Does miscellaneous exceed 10% of Total R			
Total Expenditures	0	0	0
Unencumbered Cash Balance Dec 31	0	0	XXXXXXXXXXXXXXXXXXXX
2017/2018/2019 Budget Authority Amount	0	0	0
		Non-Appropriated Balance	
		Total Expenditure/Non-Appr Balance	0
		Tax Required	0
	Delinquent Comp Rate:	0.0%	0
	Amount of 2018 Ad Valorem Tax		0

No assurance is provided.

FUND PAGE FOR FUNDS WITH NO TAX LEVY

Adopted Budget Noxious Weed Cap Outlay	Prior Year Actual for 2017	Current Year Estimate for 2018	Proposed Budget Year for 2019
Unencumbered Cash Balance Jan 1	24,114	29,114	34,114
Receipts:			
Transfer from Noxious Weed	5,000	5,000	5,000
Interest on Idle Funds			
Miscellaneous			
Does miscellaneous exceed 10% of Total F			
Total Receipts	5,000	5,000	5,000
Resources Available:	29,114	34,114	39,114
Expenditures:			
Capital Outlay	0	0	39,114
Cash Forward (2019 column)			
Miscellaneous			
Does miscellaneous exceed 10% of Total F			
Total Expenditures	0	0	39,114
Unencumbered Cash Balance Dec 31	29,114	34,114	0
2017/2018/2019 Budget Authority Amount	29,114	34,114	39,114

Adopted Budget

Register of Deeds Tech	Prior Year Actual for 2017	Current Year Estimate for 2018	Proposed Budget Year for 2019
Unencumbered Cash Balance Jan 1	11,064	19,329	29,329
Receipts:			
Tech Fees	17,672	20,000	20,000
Interest on Idle Funds			
Miscellaneous			
Does miscellaneous exceed 10% of Total F			
Total Receipts	17,672	20,000	20,000
Resources Available:	28,736	39,329	49,329
Expenditures:			
Capital Outlay	9,407	10,000	49,329
Cash Forward (2019 column)			
Miscellaneous			
Does miscellaneous exceed 10% of Total F			
Total Expenditures	9,407	10,000	49,329
Unencumbered Cash Balance Dec 31	19,329	29,329	0
2017/2018/2019 Budget Authority Amount	33,261	47,564	49,329

No assurance is provided.

FUND PAGE FOR FUNDS WITH NO TAX LEVY

Adopted Budget Sheriff Drug	Prior Year Actual for 2017	Current Year Estimate for 2018	Proposed Budget Year for 2019
Unencumbered Cash Balance Jan 1	2,682	1,181	2,181
Receipts:			
Drug Control Payments	2,302	5,000	5,000
Interest on Idle Funds			
Miscellaneous			
Does miscellaneous exceed 10% of Total R			
Total Receipts	2,302	5,000	5,000
Resources Available:	4,984	6,181	7,181
Expenditures:			
Capital Outlay	3,803	4,000	7,181
Cash Forward (2019 column)			
Miscellaneous			
Does miscellaneous exceed 10% of Total R			
Total Expenditures	3,803	4,000	7,181
Unencumbered Cash Balance Dec 31	1,181	2,181	0
2017/2018/2019 Budget Authority Amount	10,617	12,682	7,181

Adopted Budget

Special Alcoh. & Drug	Prior Year Actual for 2017	Current Year Estimate for 2018	Proposed Budget Year for 2019
Unencumbered Cash Balance Jan 1	4,275	4,275	5,179
Receipts:			
Local Alcoholic Liquor	4,897	5,904	5,904
Interest on Idle Funds			
Miscellaneous			
Does miscellaneous exceed 10% of Total R			
Total Receipts	4,897	5,904	5,904
Resources Available:	9,172	10,179	11,083
Expenditures:			
Alcohol Prevention/Rehabilitation	4,897	5,000	11,083
Cash Forward (2019 column)			
Miscellaneous			
Does miscellaneous exceed 10% of Total R			
Total Expenditures	4,897	5,000	11,083
Unencumbered Cash Balance Dec 31	4,275	5,179	0
2017/2018/2019 Budget Authority Amount	16,107	16,083	11,083

No assurance is provided.

FUND PAGE FOR FUNDS WITH NO TAX LEVY

Adopted Budget 911 Combined 7/1/10	Prior Year Actual for 2017	Current Year Estimate for 2018	Proposed Budget Year for 2019
Unencumbered Cash Balance Jan 1	211,236	172,014	145,014
Receipts:			
911 Surcharge	76,999	75,000	75,000
Interest on Idle Funds	102	0	0
Miscellaneous			
Does miscellaneous exceed 10% of Total R			
Total Receipts	77,101	75,000	75,000
Resources Available:	288,337	247,014	220,014
Expenditures:			
Contracted Services	66,312	50,000	65,000
Commodities	2,813	2,000	2,000
Capital Outlay	47,198	50,000	2,000
Cash Forward (2019 column)			151,014
Miscellaneous			
Does miscellaneous exceed 10% of Total E			
Total Expenditures	116,323	102,000	220,014
Unencumbered Cash Balance Dec 31	172,014	145,014	0
2017/2018/2019 Budget Authority Amount	277,661	284,236	220,014

Adopted Budget

Spec. Road Mach. & Equip	Prior Year Actual for 2017	Current Year Estimate for 2018	Proposed Budget Year for 2019
Unencumbered Cash Balance Jan 1	255,417	433,726	332,307
Receipts:			
Transfer from R&B Fund	500,000	500,000	400,000
Sale of Equipment	154,517	0	0
Interest on Idle Funds			
Miscellaneous			
Does miscellaneous exceed 10% of Total R			
Total Receipts	654,517	500,000	400,000
Resources Available:	909,934	933,726	732,307
Expenditures:			
(2) 2009 Caterpillar Graders	36,793	0	0
2015 International Dump Truck	27,784	27,784	27,784
(2) 2014 Volvo Graders	74,582	74,582	74,582
2014 Volvo Wheel Loader	28,148	106,411	0
2013 Caterpillar 120M2 Grader	0	38,520	38,520
2018 International Dump Truck	0	39,122	39,122
Equipment Purchase	308,901	315,000	445,000
Equipment Rental	0	0	50,000
Cash Forward (2019 column)			57,299
Miscellaneous			
Does miscellaneous exceed 10% of Total E			
Total Expenditures	476,208	601,419	732,307
Unencumbered Cash Balance Dec 31	433,726	332,307	0
2017/2018/2019 Budget Authority Amount	605,417	853,110	732,307

No assurance is provided.

FUND PAGE FOR FUNDS WITH NO TAX LEVY

Adopted Budget Bond & Interest - Jail	Prior Year Actual for 2017	Current Year Estimate for 2018	Proposed Budget Year for 2019
Unencumbered Cash Balance Jan 1	1,623,567	1,843,326	296,385
Receipts:			
Sales Tax - half percent Jail	559,119	364,541	0
Interest on Idle Funds			
Miscellaneous			
Does miscellaneous exceed 10% of Total F			
Total Receipts	559,119	364,541	0
Resources Available:	2,182,686	2,207,867	296,385
Expenditures:			
Bond Principle	295,000	0	0
Bond Interest	44,360	0	0
Bond Escrow payoff	0	1,906,107	0
Bond Escrow cost		5,375	0
Law Related Expenses			296,385
Cash Forward (2019 column)			
Miscellaneous			
Does miscellaneous exceed 10% of Total F			
Total Expenditures	339,360	1,911,482	296,385
Unencumbered Cash Balance Dec 31	1,843,326	296,385	0
2017/2018/2019 Budget Authority Amount	2,238,406	2,484,207	296,385

Adopted Budget

Capital Improvement	Prior Year Actual for 2017	Current Year Estimate for 2018	Proposed Budget Year for 2019
Unencumbered Cash Balance Jan 1	5,110,281	2,778,522	3,866,948
Receipts:			
Transfer In: R&B Sales Tax 2Mill of 80%	250,432	256,938	273,022
Transfer In: General Fund 7 Mills	876,512	899,283	955,577
Interest on Idle Funds			
Miscellaneous			
Does miscellaneous exceed 10% of Total F			
Total Receipts	1,126,944	1,156,221	1,228,599
Resources Available:	6,237,225	3,934,743	5,095,547
Expenditures:			
Road Projects	3,458,703	67,795	5,095,547
Cash Forward (2019 column)			
Miscellaneous			
Does miscellaneous exceed 10% of Total F			
Total Expenditures	3,458,703	67,795	5,095,547
Unencumbered Cash Balance Dec 31	2,778,522	3,866,948	0
2017/2018/2019 Budget Authority Amount	5,719,333	6,263,446	5,095,547

No assurance is provided.

FUND PAGE FOR FUNDS WITH NO TAX LEVY

Adopted Budget Risk Management Reserve	Prior Year Actual for 2017	Current Year Estimate for 2018	Proposed Budget Year for 2019
Unencumbered Cash Balance Jan 1	328,346	248,846	248,846
Receipts:			
Transfer from General Fund	0	0	189,614
Interest on Idle Funds			
Miscellaneous			
Does miscellaneous exceed 10% of Total R			
Total Receipts	0	0	189,614
Resources Available:	328,346	248,846	438,460
Expenditures:			
Contractual	79,500	0	248,846
Expenditures related to Disasters	0	0	189,614
Cash Forward (2019 column)			
Miscellaneous			
Does miscellaneous exceed 10% of Total E			
Total Expenditures	79,500	0	438,460
Unencumbered Cash Balance Dec 31	248,846	248,846	0
2017/2018/2019 Budget Authority Amount	328,346	246,346	438,460

Adopted Budget Transfer Station	Prior Year Actual for 2017	Current Year Estimate for 2018	Proposed Budget Year for 2019
Unencumbered Cash Balance Jan 1	738,297	848,366	549,616
Receipts:			
Solid Waste Assessment Fees	553,008	550,000	630,000
Service Fees	48,121	22,000	22,000
Recycling Fees	16,488	6,000	0
Tires	1,564	0	1,500
Interest on Idle Funds			
Miscellaneous	858	0	0
Does miscellaneous exceed 10% of Total R			
Total Receipts	620,039	578,000	653,500
Resources Available:	1,358,336	1,426,366	1,203,116
Expenditures:			
Salaries	152,622	142,750	144,381
Contractual	283,626	300,000	300,000
Commodities	46,178	50,000	44,000
Capital Outlay (50' trailer in 2018)	16,835	63,000	77,855
Recycling Contractual	2,028	3,000	25,000
Recycling Commodities	8,462	8,000	25,000
Recycling Capital Outlay	219	10,000	10,000
Future Building (1 Million)	0	300,000	500,000
Cash Forward (2019 column)			76,880
Miscellaneous			
Does miscellaneous exceed 10% of Total E			
Total Expenditures	509,970	876,750	1,203,116
Unencumbered Cash Balance Dec 31	848,366	549,616	0
2017/2018/2019 Budget Authority Amount	1,056,980	1,429,511	1,203,116

No assurance is provided.

Marion County, Kansas

2019

FUND PAGE FOR FUNDS WITH NO TAX LEVY

Adopted Budget Lake Patrol	Prior Year Actual for 2017	Current Year Estimate for 2018	Proposed Budget Year for 2019
Unencumbered Cash Balance Jan 1	14,563	25,952	43,385
Receipts:			
Federal Contract	24,124	30,933	34,487
Interest on Idle Funds			
Miscellaneous			
Does miscellaneous exceed 10% of Total R			
Total Receipts	24,124	30,933	34,487
Resources Available:	38,687	56,885	77,872
Expenditures:			
Contractual	11,860	12,000	12,000
Commodities	875	1,500	3,500
Lake Patrol Vehicle	0	0	32,000
Capital Outlay	0	0	15,000
Cash Forward (2019 column)			15,372
Miscellaneous			
Does miscellaneous exceed 10% of Total E			
Total Expenditures	12,735	13,500	77,872
Unencumbered Cash Balance Dec 31	25,952	43,385	0
2017/2018/2019 Budget Authority Amount	29,589	64,989	77,872

Adopted Budget

County Clerk Tech Fund	Prior Year Actual for 2017	Current Year Estimate for 2018	Proposed Budget Year for 2019
Unencumbered Cash Balance Jan 1	4,978	5,368	6,368
Receipts:			
Filing Fees	4,043	5,000	5,000
Interest on Idle Funds			
Miscellaneous			
Does miscellaneous exceed 10% of Total R			
Total Receipts	4,043	5,000	5,000
Resources Available:	9,021	10,368	11,368
Expenditures:			
Capital Outlay	3,653	4,000	11,368
Cash Forward (2019 column)			
Miscellaneous			
Does miscellaneous exceed 10% of Total E			
Total Expenditures	3,653	4,000	11,368
Unencumbered Cash Balance Dec 31	5,368	6,368	0
2017/2018/2019 Budget Authority Amount	12,350	12,025	11,368

No assurance is provided.

Marion County, Kansas

2019

FUND PAGE FOR FUNDS WITH NO TAX LEVY

Adopted Budget County Treasurer Tech Fund	Prior Year Actual for 2017	Current Year Estimate for 2018	Proposed Budget Year for 2019
Unencumbered Cash Balance Jan 1	6,944	10,988	15,188
Receipts:			
Filing Fees	4,044	4,200	4,200
Interest on Idle Funds			
Miscellaneous			
Does miscellaneous exceed 10% of Total F			
Total Receipts	4,044	4,200	4,200
Resources Available:	10,988	15,188	19,388
Expenditures:			
Capital Outlay	0	0	19,388
Cash Forward (2019 column)			
Miscellaneous			
Does miscellaneous exceed 10% of Total E			
Total Expenditures	0	0	19,388
Unencumbered Cash Balance Dec 31	10,988	15,188	0
2017/2018/2019 Budget Authority Amount	13,850	15,344	19,388

Adopted Budget

Radio Equip. Bond and Interest Fund	Prior Year Actual for 2017	Current Year Estimate for 2018	Proposed Budget Year for 2019
Unencumbered Cash Balance Jan 1	0	0	0
Receipts:			
USDA Federal Grant	35,000	0	0
Bond Proceeds	202,000	0	0
Interest on Idle Funds			
Miscellaneous			
Does miscellaneous exceed 10% of Total F			
Total Receipts	237,000	0	0
Resources Available:	237,000	0	0
Expenditures:			
Equipment Purchase	235,625	0	0
Bond Issuance Costs	1,375	0	0
Cash Forward (2019 column)			
Miscellaneous			
Does miscellaneous exceed 10% of Total E			
Total Expenditures	237,000	0	0
Unencumbered Cash Balance Dec 31	0	0	0
2017/2018/2019 Budget Authority Amount	0	0	0

See Tab A

No assurance is provided.

Marion County, Kansas

NON-BUDGETED FUNDS (A)
(Only the actual budget year for 2017 is to be shown)

2019

Non-Budgeted Funds-A

(1) Fund Name: (2) Fund Name: (3) Fund Name: (4) Fund Name: (5) Fund Name:

Health - Morris Co WIC		Law Enforcement Trust		Prosecutor Training Asst		Special Prosecutor's Trust Fund		Jobs Grant Fund		Total
Unencumbered		Unencumbered		Unencumbered		Unencumbered		Unencumbered		
Cash Balance Jan 1	1	Cash Balance Jan 1	1,903	Cash Balance Jan 1	2,036	Cash Balance Jan 1	791	Cash Balance Jan 1	19,693	24,424
Receipts:		Receipts:		Receipts:		Receipts:		Receipts:		
State of Kansas	20,888	None		Court Fees	1,076	Fees	0	None		
Total Receipts	20,888	Total Receipts	0	Total Receipts	1,076	Total Receipts	0	Total Receipts	0	21,964
Resources Available:	20,889	Resources Available:	1,903	Resources Available:	3,112	Resources Available:	791	Resources Available:	19,693	46,388
Expenditures:		Expenditures:		Expenditures:		Expenditures:		Expenditures:		
Contractual	20,888	None		Contractual	613	Contractual	710	JOBS Grant Exp.	831	
Total Expenditures	20,888	Total Expenditures	0	Total Expenditures	613	Total Expenditures	710	Total Expenditures	831	23,042
Cash Balance Dec 31	1	Cash Balance Dec 31	1,903	Cash Balance Dec 31	2,499	Cash Balance Dec 31	81	Cash Balance Dec 31	18,862	23,346
										23,346

**Note: These two block figures should agree.

No assurance is provided.

Marion County, Kansas

NON-BUDGETED FUNDS (B)
(Only the actual budget year for 2017 is to be shown)

2019

Non-Budgeted Funds-B

(1) Fund Name: (2) Fund Name: (3) Fund Name: (4) Fund Name: (5) Fund Name:

EMT Class Grant Fund		Sheriff Concealed Weapons Fund								Total
Unencumbered		Unencumbered		Unencumbered		Unencumbered		Unencumbered		
Cash Balance Jan 1	3,840	Cash Balance Jan 1	14,232	Cash Balance Jan 1		Cash Balance Jan 1		Cash Balance Jan 1		18,072
Receipts:		Receipts:		Receipts:		Receipts:		Receipts:		
State Grant	1,725	Fees	2,000							
Total Receipts	1,725	Total Receipts	2,000	Total Receipts	0	Total Receipts	0	Total Receipts	0	3,725
Resources Available:	5,565	Resources Available:	16,232	Resources Available:	0	Resources Available:	0	Resources Available:	0	21,797
Expenditures:		Expenditures:		Expenditures:		Expenditures:		Expenditures:		
EMT class grants	5,565	Contractual	15,449							
Total Expenditures	5,565	Total Expenditures	15,449	Total Expenditures	0	Total Expenditures	0	Total Expenditures	0	21,014
Cash Balance Dec 31	0	Cash Balance Dec 31	783	Cash Balance Dec 31	0	Cash Balance Dec 31	0	Cash Balance Dec 31	0	783
										783

**Note: These two block figures should agree.

No assurance is provided.

NOTICE OF BUDGET HEARING

Other County Special District Funds	Prior Year Actual for 2017		Current Year Estimate for 2018		Proposed Budget Year for 2019			
	Expenditures	Actual Tax Rate*	Expenditures	Actual Tax Rate*	Budget Authority for Expenditures	Amount of 2018 Ad Valorem	July 1, 2018 Estimated	Est. Tax Rate*
Burns Cemetery	2,760	0.667	3,800	0.66700	8,864	1,654	2,493,334	0.663
Claney Cemetery	2,560	1.014	3,600	1.00500	23,767	3,332	3,500,600	0.952
College Hill Cemetery	826	1.853	1,212	1.85400	3,151	997	559,868	1.781
French Creek Cemetery	934	0.213	750	0.21300	26,270	782	3,671,476	0.213
Gard Cemetery	900	0.594	1,200	0.58100	4,874	1,027	1,799,194	0.571
Grant Cemetery	1,482	0.923	2,800	0.89400	11,072	2,331	2,651,515	0.879
Lewis Cemetery	4,545	1.250	4,195	1.25000	11,442	4,820	4,256,225	1.132
Lincolnvilte Cemetery	8,000	1.250	6,700	1.25000	10,240	7,809	6,633,248	1.177
Lost Springs Cemetery	2,400	0.703	2,125	0.70400	7,278	2,215	3,449,826	0.642
Pilsen Cemetery	3,696	1.604	5,245	1.57600	27,587	5,511	3,503,036	1.573
Prairie Lawn Cemetery	55,853	2.106	101,495	2.10800	227,855	42,333	20,084,855	2.108
Summit Cemetery	2,750	2.694	2,050	2.61200	14,546	2,916	1,127,887	2.585
Tampa Community Cemetery	7,031	1.711	7,435	1.71100	30,629	8,255	5,312,333	1.554
Whitewater Cemetery	2,580	2.303	3,950	2.21200	9,576	3,635	1,643,521	2.212
Marion Co Fire #1-General	30,932	5.187	21,000	6.18600	112,283	42,744	6,909,787	6.186
Marion Co Fire #1-Sp Equip	6,158	0.000	6,158		28,253	0	0	
Marion Co Fire #1-Fire Relf	2,140	0.000	0		0	0	0	
Marion Co Fire #2-General	71,237	4.948	117,000	4.78300	115,083	66,350	13,872,025	4.783
Marion Co Fire #2-Sp Equip	0	0.000	40,103		128,419	0	0	
Marion Co Fire #3-General	28,784	6.616	13,500	6.61500	105,782	31,767	4,802,261	6.615
Marion Co Fire #3-Sp Equip	0	0.000	0		1,521	0	0	
Marion Co Fire #3-Fire Relf	0	0.000	0		0	0	0	
Marion Co Fire #4-General	42,357	1.693	37,218	1.69400	83,857	64,618	21,539,443	3.000
Marion Co Fire #4-Sp Equip	7,042	0.000	0		63,213	0	0	
Marion Co Fire #5-General	67,424	7.960	50,209	7.93500	68,677	54,934	7,289,430	7.536
Marion Co Fire #5-Sp Equip	5,122	0.000	0		39,930	0	0	
Marion Co Fire #6-General	23,519	5.239	31,590	5.38000	65,442	30,144	5,603,384	5.380
Marion Co Fire #7-General	16,341	4.267	35,693	4.39600	54,787	25,477	6,167,230	4.131
Marion Co Fire #7-Sp Equip	0	0.000	0		20,500	0	0	
Totals	397,373	54.795	499,028	55.626	1,304,898	403,651		55.673

*Tax rates are expressed in mills

Clerk

No assurance is provided.

Marion County, Kansas

2019

2019 Neighborhood Revitalization Rebate

Budgeted Funds for 2019	2018 Ad Valorem before Rebate**	2018 Mil Rate before Rebate	Estimate 2019 NR Rebate
General	3,379,681	24.758	57,887
Debt Service			0
Road & Bridge	3,329,797	24.392	57,032
Ambulance	721,631	5.286	12,360
Appraisers Cost	312,620	2.290	5,355
Aging	111,751	0.819	1,914
Election	110,965	0.813	1,901
Employee Benefits	1,577,267	11.554	27,015
Health	97,372	0.713	1,668
Noxious Weed	89,283	0.654	1,529
Park	114,671	0.840	1,964
Solid Waste	47,383	0.347	812
Special Bridge	241,776	1.771	4,141
Special R&B (68-1103)			0
0			0
0			0
0			0
0			0
0			0
0			0
0			0
0			0
0			0
0			0
0			0
0			0
0			0
0			0
0			0
TOTAL	10,134,197	74.237	173,578

2018 July 1 Valuation: 136,510,832

Valuation Factor: 136,510.832

Neighborhood Revitalization Subj to Rebate: 2,338,136

Neighborhood Revitalization factor: 2,338.136

**This information comes from the 2019 Budget Summary page. See instructions tab #11 for completing the Neighborhood Revitalization Rebate table.

No assurance is provided.

COPY

AFFIDAVIT OF PUBLICATION

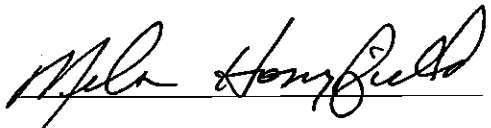
STATE OF KANSAS, MARION COUNTY, ss:

Melvin Honeyfield, being first duly sworn, deposes and says:


That he is the production manager of the Marion County Record (Hillsboro Star-Journal and Peabody Gazette-Bulletin), a weekly newspaper printed in the State of Kansas, and published in and of general circulation in Marion County, Kansas, with a general paid circulation on a weekly basis in Marion County, Kansas, and that said newspaper is not a trade, religious or fraternal publication.

That said newspaper is a weekly newspaper published at least 50 times a year; has been so published continuously and uninterruptedly in said county and state for a period of more than five years prior to the first publication of said notice; and has been admitted at the post office of Marion in said County as Periodical Class matter.

That the attached notice is a true copy thereof and was published in the regular and entire issue of said newspaper, the first publication thereof being made as aforesaid on the 8th day of August, 2018.




Subscribed and sworn to before me this
8th day of August, 2018



Notary Public, Marion County, Kansas
My appointment expires the
4 day of May, 2022
(Seal)

PUBLICATION FEE:
\$864.00 plus \$5.00 for affidavit(s)



First published August 8, 2018, in the Peabody Gazette-Bulletin, Hillsboro Star-Journal, and Marion County Record, Marion, Kansas (1 time)

NOTICE OF BUDGET HEARING

The governing body of
MARION COUNTY, KANSAS

will meet on August 20, 2018 at 9:00 a.m. at Marion County Courthouse – Commission Room for the purpose of hearing and answering objections of taxpayers relating to the proposed use of all funds and the amount of ad valorem tax. Detailed budget information is available at Marion County Courthouse – County Clerk's Office and will be available at this hearing.

BUDGET SUMMARY

Proposed Budget 2019 Expenditures and Amount of 2018 Ad Valorem Tax establish the maximum limits of the 2019 budget. Estimated Tax Rate is subject to change depending on the final assessed valuation.

FUND	Prior Year Actual for 2017		Current Year Estimate for 2018		Proposed Budget Year for 2019		
	Expenditures	Actual Tax Rate*	Expenditures	Actual Tax Rate*	Budget Authority for Expenditures	Amount of 2018 Ad Valorem Tax	Est. Tax Rate*
General	5,052,567	25.283	5,102,444	23.286	6,359,607	3,379,681	24.758
Debt Service							
Road & Bridge	4,824,341	25.896	4,621,309	25.921	6,920,925	3,329,797	24.392
Ambulance	851,313	3.599	1,348,776	5.807	1,510,729	721,631	5.286
Appraisers Cost	309,700	2.275	349,500	2.230	402,563	312,620	2.290
Aging	88,482	0.750	104,797	0.695	166,657	111,751	0.819
Election	63,288	0.867	122,280	0.864	190,083	110,965	0.813
Employee Benefits	1,576,521	10.922	1,666,600	12.277	1,874,386	1,577,267	11.554
Health	272,304	0.762	275,605	0.758	339,899	97,372	0.713
Noxious Weed	123,310	0.826	151,932	0.695	163,776	89,283	0.654
Park	256,193	0.894	301,500	0.893	356,741	114,671	0.840
Solid Waste	36,778	0.203	42,400	0.319	53,086	47,383	0.347
Special Bridge	289,210	1.849	331,717	1.882	393,827	241,776	1.771
Special R&B (68-1103)							
Noxious Weed Cap Outlay					39,114		
Register of Deeds Tech	9,407		10,000		49,329		
Sheriff Drug	3,803		4,000		7,181		
Special Alcoh. & Drug	4,897		5,000		11,083		
911 Combined 7/1/10	116,323		102,000		220,014		
Spec. Road Mach. & Equip	476,208		601,419		732,307		
Bond & Interest - Jail	339,360		1,911,482		296,385		
Capital Improvement	3,458,703		67,795		5,095,547		
Risk Management Reserve	79,500				438,460		
Transfer Station	509,970		876,750		1,203,116		
Lake Patrol	12,735		13,500		77,872		
County Clerk Tech Fund	3,653		4,000		11,368		
County Treasurer Tech Fund					19,388		
Radio Equip. Bond and Interest Fund	237,000						
Non-Budgeted Funds-A	23,042						
Non-Budgeted Funds-B	21,014						
Totals	19,039,622	74.126	18,014,806	75.627	26,933,443	10,134,197	74.237
Less: Transfers	1,631,944		1,661,221		1,633,599		
Net Expenditure	17,407,678		16,353,585		25,299,844		
Total Tax Levied	9,279,666		9,715,466		xxxxxxx		
Assessed Valuation	125,190,947		128,457,226		136,510,832		

Outstanding
Indebtedness,
January 1,

	2016	2017	2018
G.O. Bonds	2,475,000	2,475,000	2,092,000
Revenue Bonds	0	0	0
Other	1,031,265	841,422	643,682
Lease Pur. Princ.	991,054	850,919	1,299,009
Total	4,497,319	4,167,341	4,034,691

	Prior Year Actual 2017		Current Yr Estimate 2018		Proposed Budget Year 2019			
	Expen- ditures	Actu- al Tax Rate*	Expen- ditures	Actu- al Tax Rate*	Expen- ditures	2018 Valor- em Tax	Actu- al Tax Rate*	Valuation
Other District Funds								
Burns Cemetery	2,760	0.66700	3,800	0.66700	8,864	1,654	0.663	2,493,334
Claney Cemetery	2,560	1.01400	3,600	1.00500	23,767	3,332	0.952	3,500,600
College Hill Cemetery	826	1.85300	1,212	1.85400	3,151	997	1.781	559,868
French Creek Cemetery	934	0.21300	750	0.21300	26,270	782	0.213	3,671,476
Gard Cemetery	900	0.59400	1,200	0.58100	4,874	1,027	0.571	1,799,194
Grant Cemetery	1,482	0.92300	2,800	0.89400	11,072	2,331	0.879	2,651,515
Lewis Cemetery	4,545	1.25000	4,195	1.25000	11,442	4,820	1.132	4,256,225
Lincolnton Cemetery	8,000	1.25000	6,700	1.25000	10,240	7,809	1.177	6,633,248
Lost Springs Cemetery	2,400	0.70300	2,125	0.70400	7,278	2,215	0.642	3,449,826
Pilsen Cemetery	3,696	1.60400	5,245	1.57600	27,587	5,511	1.573	3,503,036
Prairie Lawn Cemetery	55,853	2.10600	101,495	2.10800	227,855	42,333	2.108	20,084,855
Summit Cemetery	2,750	2.69400	2,050	2.61200	14,546	2,916	2.585	1,127,887
Tampa Community Cemetery	7,031	1.71100	7,435	1.71100	30,629	8,255	1.554	5,312,333
Whitewater Cemetery	2,580	2.30300	3,950	2.21200	9,576	3,635	2.212	1,643,521
Marion Co Fire #1-General	30,932	5.18700	21,000	6.18600	112,283	42,744	6.186	6,909,787
Marion Co Fire #1-Sp Equip	6,158		6,158		28,253	0		
Marion Co Fire #1-Fire Relf	2,140		0		0	0		
Marion Co Fire #2-General	71,237	4.94800	117,000	4.78300	115,083	66,350	4.783	13,872,025
Marion Co Fire #2-Sp Equip	0		40,103		128,419	0		
Marion Co Fire #3-General	28,784	6.61600	13,500	6.61500	105,782	31,767	6.615	4,802,261
Marion Co Fire #3-Sp Equip	0		0		1,521	0		
Marion Co Fire #3-Fire Relf	0		0		0	0		
Marion Co Fire #4-General	42,357	1.69300	37,218	1.69400	83,857	64,618	3.000	21,539,443
Marion Co Fire #4-Sp Equip	7,042		0		63,213	0		
Marion Co Fire #5-General	67,424	7.96000	50,209	7.93500	68,677	54,934	7.536	7,289,430
Marion Co Fire #5-Sp Equip	5,122		0		39,930	0		
Marion Co Fire #6-General	23,519	5.23900	31,590	5.38000	65,442	30,144	5.380	5,603,384
Marion Co Fire #7-General	16,341	4.26700	35,693	4.39600	54,787	25,477	4.131	6,167,230
Marion Co Fire #7-Sp Equip	0		0		20,500	0		
Totals	397,373	54.79500	499,028	55.62600	1,304,898	403,651	55.673	

*Tax rates are expressed in mills.
Tina Spencer, Clerk

SUMMARY OF SIGNIFICANT ASSUMPTIONS

Note A: NATURE OF THE PROJECTION

This financial projection presents, to the best of Management's knowledge and belief, the County's results of operations and significant changes in financial position for the projection period if the hypothetical assumptions occur. Accordingly, the projection reflects management's judgment as of August 6, 2018, the date of this projection, of the expected conditions if the hypothetical assumptions occur. The presentation is designed to provide information for management and the County Clerk of the county that the County's resides in, to calculate the tax levy needed to support the County's operations and should not be considered to be a presentation of expected future results. Accordingly, this projection may not be useful for other purposes. Furthermore, even if the hypothetical assumptions occur, there will usually be differences between the projected and actual results, because events and circumstances frequently do not occur as expected, and those differences may be material. The assumptions disclosed herein are those that management believes are significant to the projection.

Note B: SUMMARY OF SIGNIFICANT ASSUMPTIONS

1. Receipts and expenditures are received and spent as predicted (hypothetical).
2. Estimates of various taxes to be received as shown on pages 2 and 3, are accurate.
3. The receipts, expenditures, and unencumbered cash balances compared to the historical data remains consistent between years under the projection, as shown on the various individual fund presentation pages.
4. There will not be any catastrophic events or circumstances beyond the County's control that would effect the above assumptions.