

79⁹⁵

X 20' x 8-1/2' FT TOP CARPORT
 any duty, steel frame.
 color cream color.
 14 1337




49⁰⁰

X 20' - 6' STEEL REPORT KIT
 metal construction.
 white. • Portable.
 ked-on finish.
 220063M 2772655

18' X 20' - 7' STEEL CARPORT KIT
 • Commercial grade galvanized roofing.
 • All metal construction.
 • Ground anchors.
 • White.
 #11816 4934733


899⁰⁰



AS LOW AS **\$10 mo**
ARROW
 World's Leading Manufacturer of Storage Buildings

195⁰⁰

8' X 10' HAMLET SHED KIT
 • Full midwall bracing.
 • 3 year warranty*.
 • Complete kit, no cutting or painting needed.
 #HM108 3781473



HOLMES
 GARAGE DOOR COMPANY

RAISED PANEL GARAGE DOORS
 • 25 gauge galvanized steel.
 • White painted finish.

398⁰⁰
 16' X 7' INSULATED
 #A042453 4624847

SIZE	8' X 7'	9' X 7'
INSULATED SERIES #52	209⁹⁵ 4624524	219⁹⁵ 4624680
NON INSULATED SERIES #42	159⁹⁵ 4624284	179⁹⁹ 4624367


CHAMBERLAIN



CLICKER UNDOOR OPENER
 • Easy to program
 • Replaces most brands.
 #CLT1 4924809



BUY NOW PAY LATER!
NO INTEREST PAYMENT FOR 90 DAYS!
 See store for details.



DELUXE CHEROKEE GARAGE PACKAGE


Our better garage package features primed hardboard siding, 20 year fiberglass shingles, 8' x 7' steel insulated garage door(s) & complete plans.
 2332096/54/88

CHEROKEE	SIZE	PRICE	AS LOW AS
	14' X 24'	1949⁰⁰	\$59 mo.
	24' X 24'	2649⁰⁰	\$67 mo.
	24' X 30'	2959⁰⁰	\$74 mo.


DELUXE CIMARRON GARAGE PACKAGE

Our best garage package! Primed hardboard siding, 20 yr. fiberglass shingles, studs 16" o.c., 12" overhang on sides, aluminum window(s), 16' steel insulated garage door, 32' prehung entry door & complete plans!
It Just Might Be Easier Than You Think!

AS LOW AS **75⁰⁰ mo**
3149⁰⁰
18' X 30' DELUXE SUBURBAN POLE FRAME GARAGE
 • Engineer designed trusses for continuous interior space uninterrupted by poles.
 • 36" Pre-hung walk door.
 • 10' sidewalls. • Skylights.
 • Vented ridgecap.
 • Insulated steel garage door.
 • Weathervane.
 • Bird blocking. 4121364



3599⁰⁰
24' X 30' SUBURBAN POLE FRAME GARAGE
 • CCA treated poles.
 • 36" Pre-hung walk door.
 • 2 - 9' x 7' steel garage doors.
 • Painted metal roofing & siding. • 10' sidewalls.
 4121521
 Other options available.



FREE ESTIMATE
 On Any Size Pole Building